

Biogal's **ImmunoComb**[®] Antibody Test kit

Canine VacciCheck:

- Infectious Canine Hepatitis (ICH)
- Parvovirus (CPV)
- Distemper Virus (CDV)

Canine Parvo & Distemper IgM

Canine Ehrlichia

Canine Leptospira

Canine Brucella



For further information please refer to our website.


www.biogal.co.il

Biogal's ImmunoComb® Antibody Test Kit:

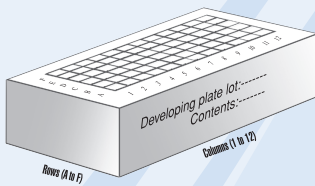
Two main components

The Comb

- The Comb has 12 teeth.
- Each tooth tests one blood/serum sample.
- Each tooth can provide up to three tests.



The Developing Plate



The developing plate has multiple compartments, which contain the necessary reagents for Comb development.

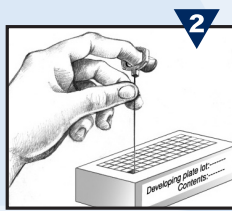
Biogal's ImmunoComb® Advantages:

- User friendly, easy to learn and perform.
- Ideal for in-clinic work.
- Analyses individual samples.
- Faster turn-around time.
- Provides semi-quantitative results.
- Reliable and accurate.

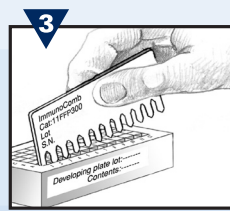
Kit Development Process:



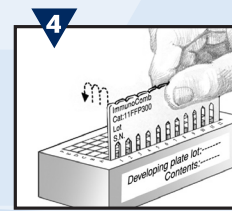
1 Obtain blood from animal(s).



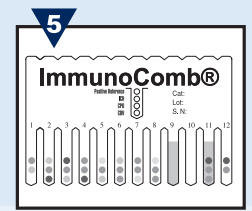
2 Deposit blood or serum sample(s) into well(s) A in developing plate.




3 Insert Comb into well(s) A. Incubate for a specified time.



4 Transfer the Comb from well(s) A to well(s) F in a timed sequence. Time intervals vary according to type of kit.



5 Let Comb dry and read results. The color intensity of spots on Comb corresponds to antibody level.



Kibbutz Galed, 19240, Israel
 Tel: 972-4-9898605 · Fax: 972-4-9898690
 Email: info@biogal.co.il · www.biogal.co.il

